

# ECOTECH® Retrofit EC Blower Motor

## High-efficiency ECM designed as a drop-in upgrade for PSC motors



- Up to 82% efficient at full load – Compared to 60-65% efficiency for traditional PSC blower motors
- ECM efficiency with minimal effort - Unique design connects to existing systems without modification to wiring or controls
- Retrofits into existing equipment – Will install into almost any direct drive blower application that uses a PSC motor
- Upgrade to ECM technology without redesigning existing systems



### Product Overview

Upgrade to the performance and efficiency of an EC motor without redesigning systems! The ECOTECH® Retrofit EC blower motor provides benefits of ECM technology as a "drop-in" for most PSC-powered blowers. Five factory programmed torque or speed settings are controlled by line voltage speed taps allowing connection directly to existing controls and switches, simply and easily. The ECOTECH® EC motor is the simplest path to advanced technology in HVAC systems.

### Key Features and Benefits

- Connects directly to conventional switches, contactors or system controls
- Designed to easily integrate into almost any direct drive blower application
- Constant torque motor with 5 discrete speeds
- Reversible rotation and dual voltage

### Specifications

**Horsepower:** 1/3, 1/2, 3/4, 1 HP

**Voltage:** 1Ø, 115/208 – 230V

**Speeds:** 600 – 1200 RPM

**Inputs:** Five High Voltage Speed Taps

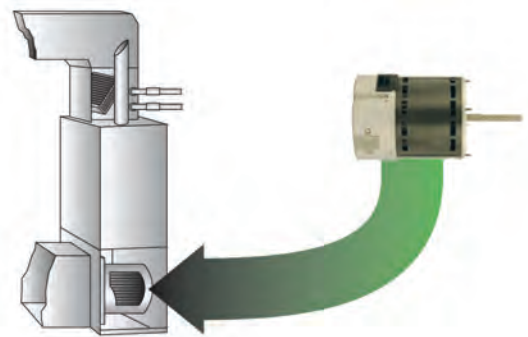
**Operation Modes:** Constant Torque, Constant Speed

**Frame:** NEMA®† 48

**Enclosure:** Open Air Over (OAO)

**Efficiency:** Up to 82%

**Mounting:** Belly-band, Stud Mount



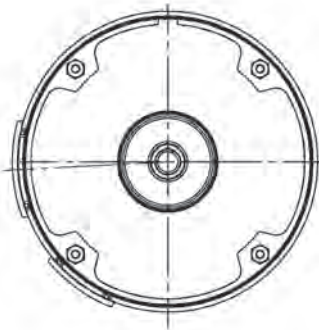
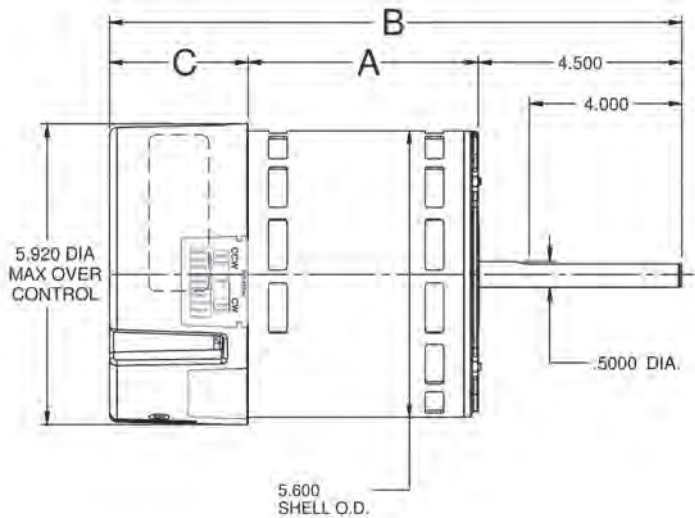

### Simple installation

*The ECOTECH® motor provides an easy-to-drop-in solution for a wide variety of applications.*

ECOTECH® Accessories

Nidec offers a wide range of mounting options to make integration of the Ecotech EC motor even easier.

Catalog Number	Diameter	Frame	Mount	Number of Legs
17	5.6"	48 Fr	10" B.C. Blower Mount	3
23	5.6"	48 Fr	11" B.C. Blower Mount	3
24	5.6"	48 Fr	15" B.C. Blower Mount	4
29	5.6"	48 Fr	16" B.C. Blower Mount	4
39	5.6"	48 Fr	10" B.C. Flex Mount	4 Flex
44	5.6"	48 Fr	10" B.C. Flex Mount	3 Flex



HP	RPM	Voltage	Frame	Dimension		
				A	B	C
1/3	600-1200	115/208-230V	48	3.525	10.243	2.219
1/2	600-1200	115/208-230V	48	3.525	10.243	2.219
3/4	600-1200	115/208-230V	48	4.524	11.243	2.219
1	600-1200	115/208-230V	48	4.524	11.743	2.719

† All marks shown within this document are properties of their respective owners.

Nidec Motor Corporation, 2011; All Rights Reserved. U.S. MOTORS® is a registered trademark of Nidec Motor Corporation.  
Nidec Motor Corporation trademarks followed by the ® symbol are registered with the U.S. Patent and Trademark Office.